

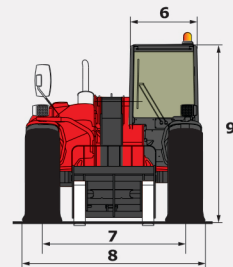
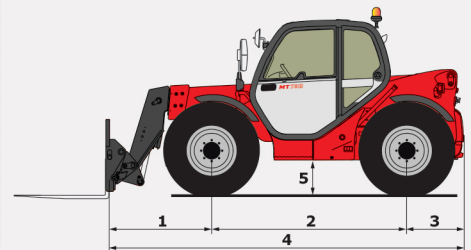
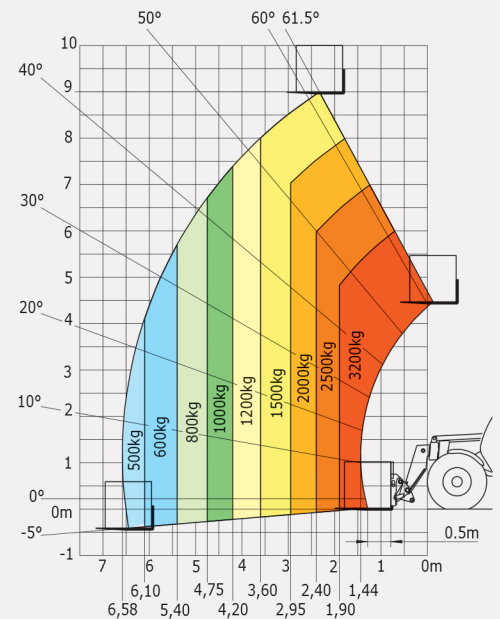
# MT932

MT 932	
<b>Lifting</b>	
Max. capacity	3200 kg
Max. lifting height	9 m
Max. outreach	6.58 m
Break-out force with bucket (ISO 8313)	5770 daN
<b>Time unladen</b>	
Lifting	8.0
Lowering	5.5
Extension	13.3
Retraction	8.3
Crowd	3
Dump	2.9
<b>Tyres</b>	400/80-24
<b>Braking</b>	
Service brake	oil immersed multi-disc braking on front/rear axles
Parking brake	oil immersed multi-disc mechanics on the front axle
<b>Engine</b>	
DEUTZ - STAGE 3B	
Type	TCD 3.6 L
Cubic capacity	3621 cm <sup>3</sup>
Power	101 HP/74,4 kW
Max. torque	410 Nm
Injection	electronic
Cooling	water
Laden drawbar pull	8250 daN
<b>Transmission</b>	
torque converter	
Reversing shift	electrohydraulic control
Number of gears (forward/reverse)	4/4
Max. travel speed (may vary according to applicable regulations)	25 km/h
Steering mode	4 wheel steer - 3 steering modes
<b>Controls</b>	
JSM® Joystick multi-function load limiter cut off system - EN15000 Norm	
<b>Hydraulics</b>	
Pump	gear type with priority valve 104 l/min - 260 bar
<b>Capacities</b>	
Hydraulic oil	128 l
Fuel	120 l
<b>Unladen weight (with forks)</b>	7980 kg
<b>Dimensions</b>	
1. Front wheel centre to carriage	1.37 m
2. Wheelbase	2.56 m
3. Rear wheel centre to rear face	0.74 m
4. Overall length to carriage	4.68 m
5. Ground clearance	0.45 m
6. Overall width of cab	0.89 m
7. Inside tyre width	2.05 m
8. Overall width	2.34 m
9. Overall height	2.30 m
Standard forks (length x width x thickness)	1200 x 125 x 45 mm
Turning radius (over tyres)	3.72 m
Carriage rotation (crowd/dump)	13° / 113.8°
<b>Noise and vibration</b>	
Noise at driving position (LpA)	78 dB
Environmental noise (LwA)	106 dB
Vibration to whole hand/arm	<2.50 m/s <sup>2</sup>

## Rough Terrain Load Chart

standard EN1459 B

### Machine on tyres with forks



This brochure describes versions and configuration options for MANITOU products which may be fitted with different equipment. The equipment described in this brochure may be standard, optional or not available depending on version. MANITOU reserves the right to change the specifications shown and described at any time and without prior warning. The manufacturer is not liable for the specifications given. For more information, contact your MANITOU dealer. Non-contractual document. Product descriptions may differ from actual products. List of specifications is not comprehensive. The logos and visual identity of the company are the property of MANITOU and may not be used without authorisation. All rights reserved. The photos and diagrams contained in this brochure are provided for information only.

MANITOU BF SA - Limited company with board of directors - Share capital: 39 547 824 euros - 857 802 508 RCS Nantes



# DIMENSIONS AND LOAD CHART

MT 932 Série D-E3

A	(mm)	1200
B	(mm)	2560
C	(mm)	1393
C1	(mm)	1537
D	(mm)	4716
D1	(mm)	4811
D2	(mm)	5916
E	(mm)	5967
F	(mm)	1846
F1	(mm)	1846
G	(mm)	455
G1	(mm)	440
G2	(mm)	440
I	(mm)	763
J	(mm)	865
K	(mm)	1040
L	(mm)	45
N	(mm)	1690
O	(mm)	125
P2	(°)	47,5
P3	(°)	53
R	(mm)	3460
S	(mm)	7540
T	(mm)	3510
U1	(mm)	2300
U2	(mm)	2550
V	(mm)	4760
V1	(mm)	1250
V2	(mm)	3667
W	(mm)	2260
Y	(°)	11,9
Z	(°)	113,8

